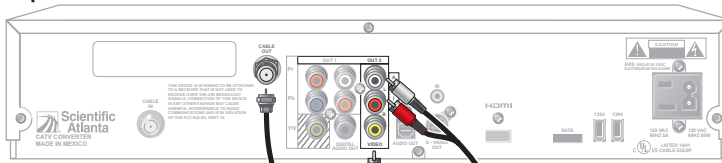
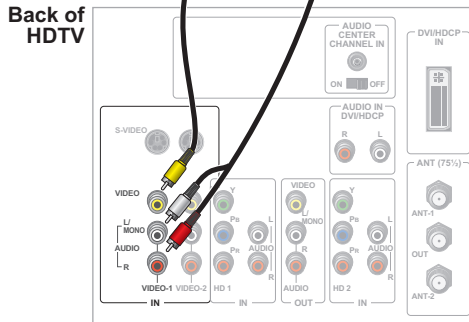
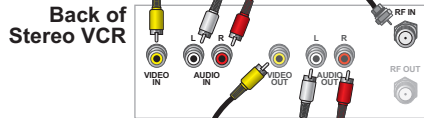


# Connecting the 8300HD to a Stereo VCR and HDTV (optional)

Explorer 8300HD DVR



**Note:** This connection allows for archiving to the VCR and for watching VCR tapes on your HDTV. To watch HD content, one of the other connections required for HD content is needed. See the previous diagrams.



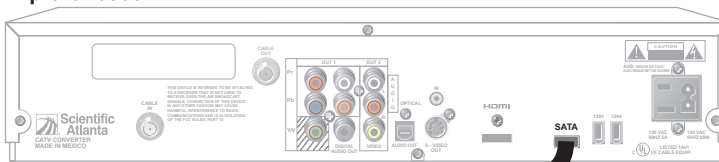
T11332



**WARNING:**  
**Electric shock hazard!**  
**Unplug all electronic devices before connecting or disconnecting any device cables to the 8300HD.**

# Connecting the 8300HD to an External SATA Hard Disk Drive (optional)

Explorer 8300HD DVR



**Notes:**

- Consult with your cable service provider for a list of approved external SATA hard disk drives that work with the 8300HD.
- External SATA hard disk drives allow for greater program storage capacity and are not meant to be used for archiving.



T11209