



Contour TV

Welcome to TV that perfectly fits the way you watch. With innovative features including an immersive guide, smart search and voice remote, you can easily find – and enjoy – your favorite shows, movies and more.

MASTER YOUR VOICE REMOTE

1 Voice Control

Press, hold and speak to use voice commands to change the channel, find shows and movies, get recommendations and more.

2 Guide

Press once to see all listings. Press twice to filter listings and select guide views.

3 Last

See the previous nine channels, On DemandSM programs or DVR recordings you watched, exit to live TV or take a step back in the menu.

4 Search

Use the keypad to search by typing the first few letters of a title, actor or genre.

5 Setup

Used when prompted to pair your remote to your receiver, TV or audio device.

6 Rewind/Fast-Forward

Move forward and backward within recordings, or within the Guide.

7 Record

Record what you're watching with one touch, or schedule future recordings.

8 Main Menu

Press the Contour button to visit the main menu and find your Guide, Saved (DVR), On Demand, Search, Apps and Settings.

9 Page Up/Page Down

Move one page up or down in lists, or jump forward or back when watching a program.

10 Shortcuts

- A - Help when you need it.
- B - Manage closed captioning, enhanced text readability and voice guidance.
- C - Launch the Sports App.
- D - Delete a recording, cancel a scheduled recording or clear your Last Watched history.






CONTOUR GUIDE

1 Guide


Press the Guide button on your remote, or press the Contour button and then select Guide, to see your channel lineup and scheduled programming for up to two weeks out. Press Guide twice to filter your channels by your favorites, HD, Free to Me, sports, movies, kids and more.

2 Saved

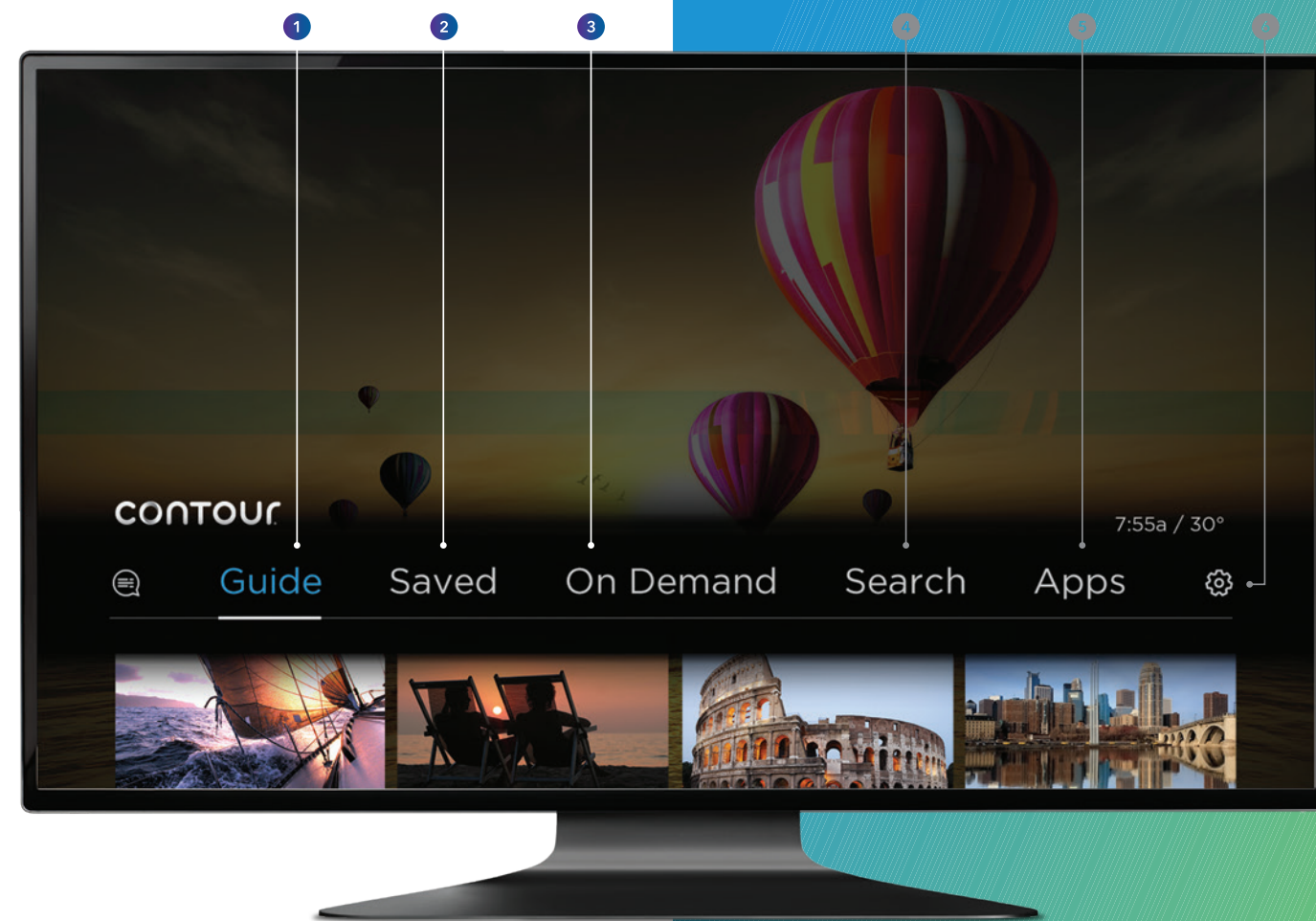
Press the Contour button and then select Saved to access:

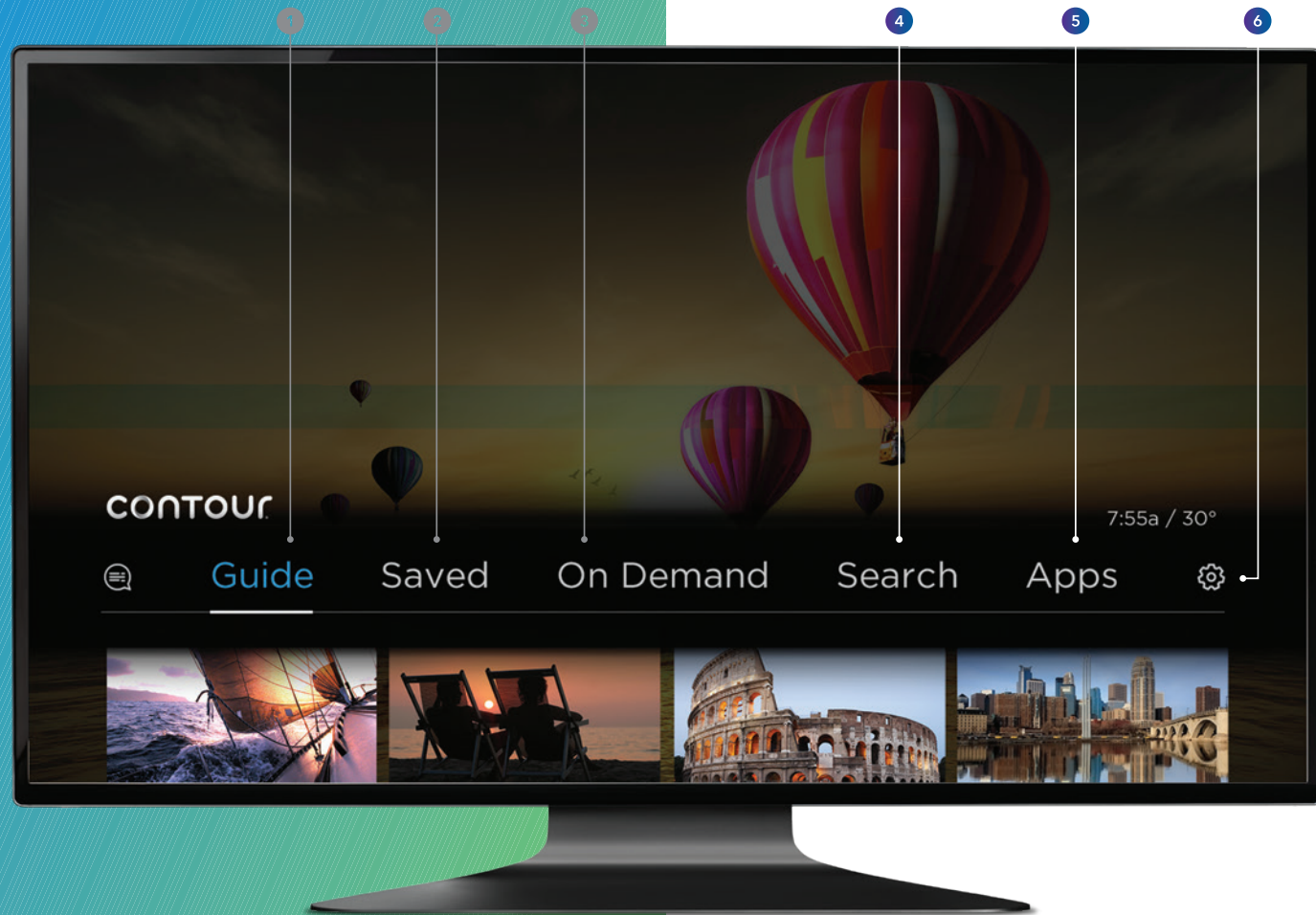
- **For You** - See the movies and shows you just recorded or recently watched.
- **Recordings** - Find everything you DVR'd and manage your storage capacity.
To record a show, movie or series, highlight the program within the guide and press  on your remote. You can then manage the details of the recording.
- **Scheduled** - View all of your upcoming recordings.
- **Favorites** - Keep track of your favorite shows, teams, actors and more. You can search for your favorites with  or the Search feature, then press  and select Favorite.
- **Purchases** - Quickly access any movie or program you purchased through On Demand whenever you want.

3 On Demand

Press  and then On Demand for instant access to over 150,000 On Demand choices including hit movies, the latest network shows and thousands of hours of kid-friendly programming. Most options are included with your subscription.

Everything is organized by category, network and genre, so it's easy to narrow down your search. You can search in categories such as New and Most Popular, Free Movies, Most Watched On Demand This Week, Audience Score, Critic Score and more.





4 Search

Find anything on live TV, your DVR or On Demand by pressing **CONTOUR** and selecting Search.

- Search with just a few words by pressing and holding **CONTOUR** and saying what you're looking for.
- Or use the number buttons on the remote to operate the search bar. Just start typing the name of a movie or TV show or even an actor to give you results with those letters.

5 Apps

Access Netflix, YouTube, music, sports scores, weather, traffic and more right on your TV by pressing **CONTOUR** and selecting Apps.

- **Netflix** - Instantly access your Netflix subscription with the press of a button.
- **YouTube** - Access the best of YouTube with voice search. Include "YouTube" with any voice command.
- **Weather** - Check the conditions outside and the upcoming forecast.
- **iHeartRadio** - Listen to today's hottest tracks.
- **Stocks** - Track the latest market changes.
- **Sports** - Follow the scores and stats of your favorite teams, including multiple games at once, or see what games are coming up later.

6 Settings

Press **CONTOUR** and select the gear icon to manage your Contour.

- **Preferences** - General settings including background darkness levels, notifications and recommendations.
- **Device Settings** - Hardware settings including closed captioning, screen display and audio.
- **Remote Settings** - Check battery level, remote setup and enable voice commands.
- **Language** - Closed captioning, secondary audio programming and menu language.
- **Parental Controls** - Limit access to certain features, and restrict viewing based on ratings, networks and more.
- **Accessibility Settings** - Assist features and services, including closed captioning and video description.
- **Labs** - Try out experimental new features on your TV.
- **Help** - Troubleshoot your device, find help setting up your remote, get tips and more.



THE CONTOUR APP

Turn your tablet, smartphone or computer into a personal TV screen with the Contour App. Stream live TV and watch On Demand content from any room of the house or on the go – free with your Cox video package subscription.

Streaming only includes live and On Demand movies and TV shows that are free or part of your subscription. Movies may not be purchased using the Contour App.

To learn more about how to view channels with the Contour App that are available to you outside of your home, go to cox.com/learn.

Download the app from the Apple App Store® or Google Play™ store, or go to watchtv.cox.com and sign in with your My Account login. Set up login or reset password at cox.com/myprofile.

